


General Specifications

- Supply Input..... +9V to 30V 2A *Examples:* Digikey part 102-1337-ND or 62-1047-ND (enclosed)
- Dimensions..... 1.6" X 1.6" (40mm X 40mm) square, .687" (17.45mm) thick
- Operating Modes..... PC controlled or standalone.
- PC Control..... Can control up to 16 EZcontrollers daisy-chained together.
- Communications Protocol..... RS485. Can convert to RS232/USB with appropriate converter. Provision is made for future addition of CAN bus protocol.
- Control Protocol..... Compatible with devices that use the Cavro DT or OEM protocol. Can use EZCommander™ Windows application or serial terminal program such as HyperTerminal to issue commands.
- Mating Connectors AMP MTA 100 series. Recommended tools: Digikey A9982; or A1998 + A2031. (See Application Note 131021 for non-standard connector options.)
- ADC and Encoder Inputs..... Signal Levels: <0.8V Vlow; >2V Vhigh (TTL compatible). Accurate to 8 bits; can be modified for 10-bit accuracy (details available).
- Optical switches Transistor optical switch with IC > 1 mA @ IF=20mA. *Examples:* Digikey QVA11134 or H21A1; Honeywell HOA1887-012 or HOA1870-33 (prewired); OPTEK OPB830W11 (prewired)
- Operating Temperature..... -20 to 85 °C PCB copper temperature
- Relative Humidity..... 10% to 90% non condensing (operating and storage)

2-axis servo motor controller



Model EZCTRL17-SV actual size

Rapidly configurable, fully intelligent 2-axis servo control with two opto-electronic/mechanical switch inputs, up to 8 (configurable) analog-to-digital (A/D) converter inputs, and +/- 10V servo control outputs

INPUT CONNECTOR		
Mating connector: AMP MTA 100 Series 8 pin, 26 GA, part 3-643815-8 Digikey part A31030-ND		
Pin	Function	Notes
1	Switch input #2, A/D input #2, Axis #2 encoder Chan B	Includes 10k Ω pullup to 3.3V.
2	Switch input #1, A/D input #1, Axis #2 encoder Chan A	Includes 10k Ω pullup to 3.3V.
3	Opto sensor #2 LED	Includes series 200 Ω resistor to 5V. Resistor can be removed for applications that require direct access to 5V.
4	Opto sensor #2, A/D input #4, Axis #2 encoder Index, Axis #2 Home	Includes 10k Ω pullup to 3.3V.
5	Opto Sensor #2 ground	Common input ground
6	Opto Sensor #1 LED	Includes series 200 Ω resistor to 5V. Resistor can be removed for applications that require direct access to 5V.
7	Opto Sensor #1 input, A/D input #3, Axis #1 Home	Includes 10k Ω pullup to 3.3V.
8	Opto sensor #1 ground	Common input ground

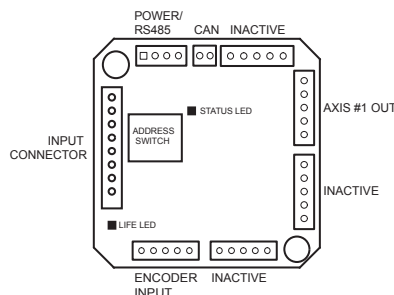
POWER AND RS485 CONNECTOR	
Mating connector: AMP MTA 100 Series 4 pin, 22 GA, part 3-643813-4 Digikey part A31108-ND	
Pin	Function
1	V+ (external supply) +9V to 30V
2	Ground
3	RS485 B
4	RS485 A

SERVO CONTROL OUTPUT CONNECTOR (AXIS #1 ONLY IS ACTIVE)		
Mating connector: AMP MTA 100 Series 5 pin, 22 GA, part 3-643813-5 Digikey part A31027-ND		
Pin	Function	Notes
1	V+ 9V to 30V	Power output
2	Power ground	Power return
3	Driver Enable output	Low enables drive current to motor.
4	+/- 10V output	Linear control with max. positive and negative torques at extremes.
5	Axis Home input	

CAN CONNECTOR		
Mating connector: AMP MTA 100 Series 2 pin, 22 GA, part 3-643813-2 Digikey part A31107-ND		
Pin	Function	Notes
1	CAN High	Not active at this time
2	CAN Low	Not active at this time

ENCODER CONNECTOR		
Mating connector: AMP MTA 100 Series 5 pin, 26 GA, part 3-643815-5 Digikey part A31027-ND		
Pin	Function	Notes
1	Ground	Ground for encoder
2	Index 1	Input from encoder
3	Chan A	Input from encoder
4	+5V (V+)	Power to encoder
5	Chan B	Input from encoder

Connector Locations

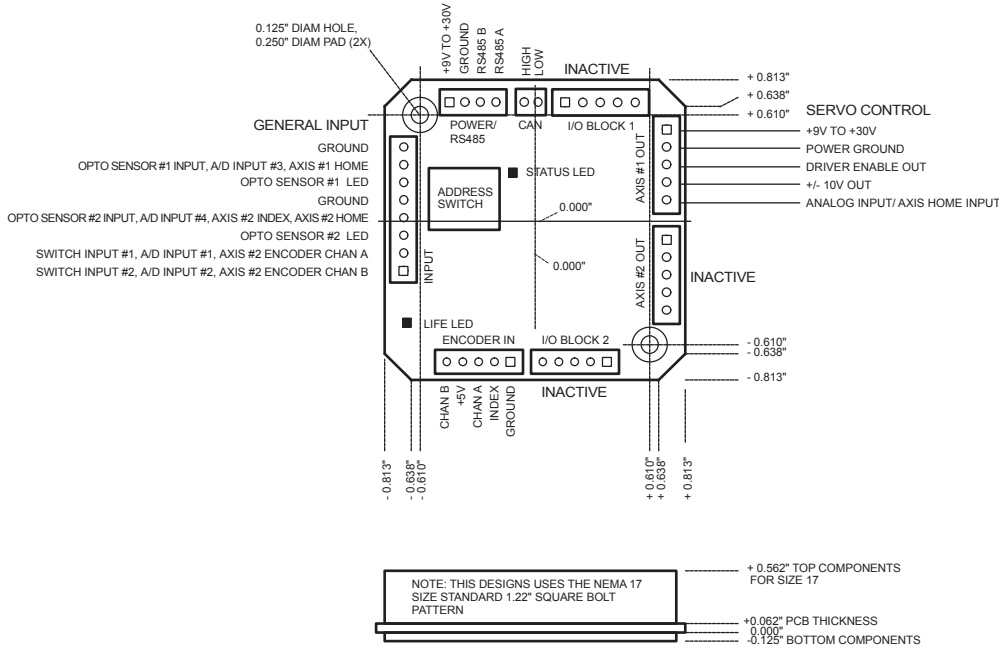


Key Features

- 2-axis +/- 10V servo controller
- 8-input, 4 output IO controller
- +9V to 30V operation
- Pre-wired for opto-switch inputs
- RS232, RS485, or USB-based communications
- Single 4-wire bus linking up to 16 controllers
- Switch-selectable device address
- Industry standard communications protocol
- Standalone operation with no connection to a PC
- Dual encoder readback (optional encoder feedback)
- Execution halt pending switch closure
- Homing to opto or switch closure with one command
- Fully programmable ramps and speeds

Mechanical Specifications

2-axis servo motor controller



Ordering Information

Name	Order Number
2-Axis Servo Controller.....	EZCTRL17-SV
RS232 to 485 Converter (option).....	RS485
USB to 485 Converter (option).....	USB485